

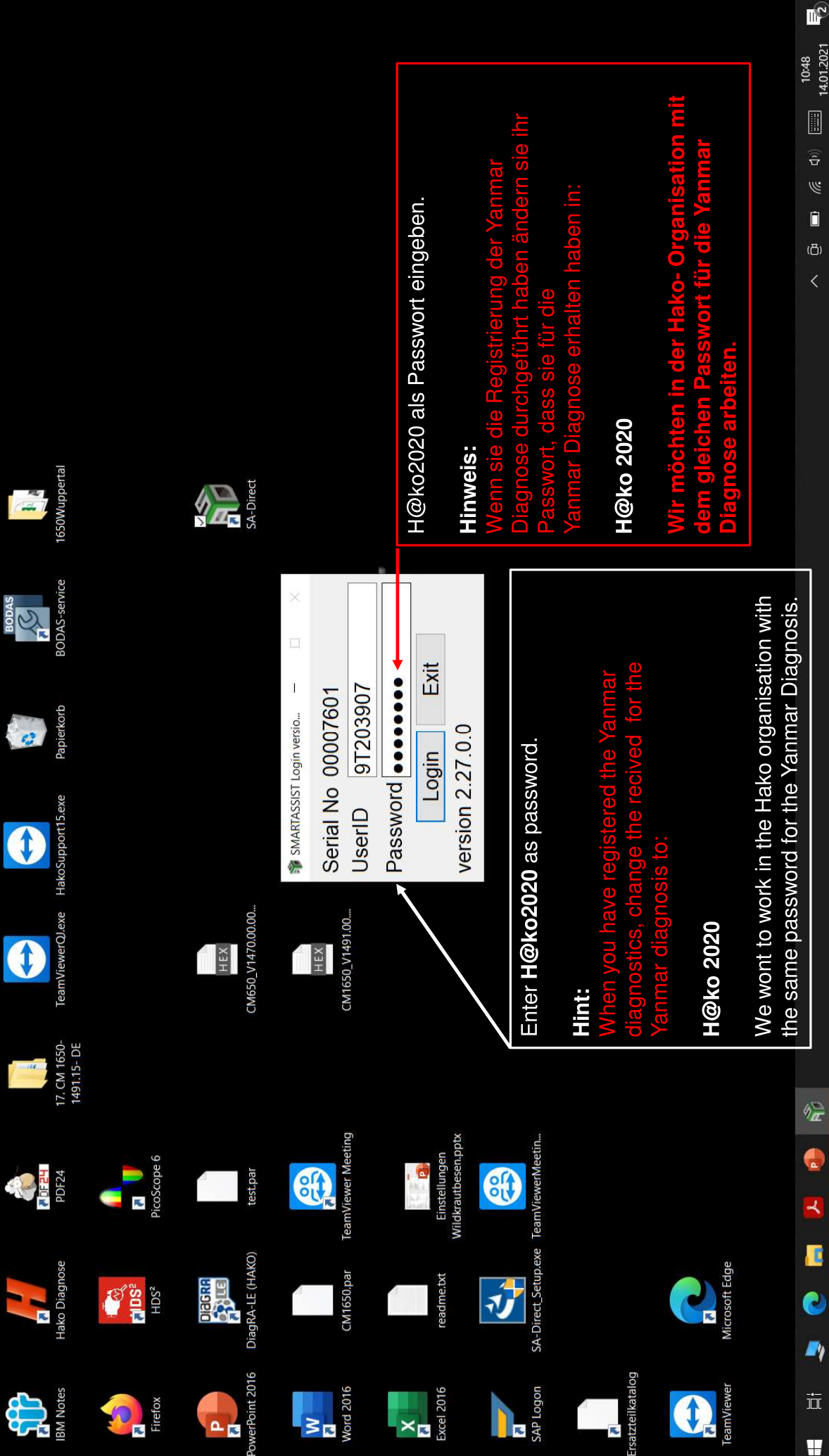
Yanmar Diagnose  
SA- Direkt  
mit Doppel- Klick starten

Yanmar Diagnosis  
SA- Direct  
start with double click

Taskbar icons (from left to right): IBM Notes, Firefox, PowerPoint 2016, Hako Diagnose, PDF24, PicoScope 6, Hako Support 1.5.exe, TeamViewer Q.exe, 17. CM 1650-1491.15- DE, TeamViewer Meeting, TeamViewer Meeting, SAP Logon, Ersatzteilkatalog, TeamViewer, Microsoft Edge.

File Explorer window (from left to right): Papierkorb, BODAS-service, 1650Wuppertal, SA-Direkt (highlighted), CM650\_V1470.00.00..., CM1650\_V1491.00....

System Tray (from left to right): Network, Volume, Battery, Date/Time: 10:46 14.01.2021.



SMARTASSIST Login versio...

Serial No 00007601

UserID 9T203907

Password ●●●●●●●●

Login Exit

version 2.27.0.0

**H@ko2020** als Passwort eingeben.

**Hinweis:**  
 Wenn sie die Registrierung der Yanmar Diagnose durchgeführt haben ändern sie ihr Passwort, dass sie für die Yanmar Diagnose erhalten haben in:

**H@ko 2020**

**Wir möchten in der Hako-Organisation mit dem gleichen Passwort für die Yanmar Diagnose arbeiten.**

Enter **H@ko2020** as password.

**Hint:**  
 When you have registered the Yanmar diagnostics, change the received for the Yanmar diagnosis to:

**H@ko 2020**

We want to work in the Hako organisation with the same password for the Yanmar Diagnosis.

Taskbar and Start Menu area containing various application icons:

- IBM Notes
- Firefox
- PowerPoint 2016
- Word 2016
- Excel 2016
- SAP Logon
- Ersatzteilkatalog
- Hako Diagnose
- HDS<sup>2</sup>
- DIGRA-LE (HAKO)
- CM1650.par
- readme.txt
- SA-Direct\_Setup.exe
- TeamViewer Meeting
- test.par
- TeamViewer Meeting
- PDF24
- PicoScope 6
- Widkrautbesen.pptx
- Einstellungen
- TeamViewer Meeting

Taskbar area containing various application icons:

- 17. CM 1650-1491\_15- DE
- TeamViewerQ.exe
- HakoSupport15.exe
- Papierkorb
- BODAS-service
- 1650Wuppertal

SMARTASSIST-Direct

**SMARTASSIST**  
Direct

Language : English

Terminal Information / Job Edit

INDUSTRIAL ENGINE

Diagnose mit Klick auf Industrial Engine starten

Exit

YANMAR DIAGNOSTIC TOOL

Windows taskbar area containing system tray icons and the taskbar itself:

- System tray icons: Network, Volume, Keyboard, Date and Time (10:51, 14.01.2021)
- Taskbar icons: Start button, Task View, Microsoft Edge, File Explorer, SAP Logon, TeamViewer, TeamViewer Meeting, PDF24, PicoScope 6, Hako Diagnose, HDS<sup>2</sup>, DIGRA-LE (HAKO), CM1650.par, readme.txt, SA-Direct\_Setup.exe, TeamViewer Meeting, Widkrautbesen.pptx, Einstellungen, TeamViewer Meeting, PDF24, PicoScope 6, 17. CM 1650-1491\_15- DE, TeamViewerQ.exe, HakoSupport15.exe, Papierkorb, BODAS-service, 1650Wuppertal

17. CM 1650-1491,15- DE

1650Wuppertal

TeamViewerQ.exe HakoSupport15.exe

BODAS BODAS-service

Papierkorb

SMARTASSIST-Direct

**SMARTASSIST**  
Direct

Terminal Information / Job Edit

Language : English

INDUSTRIAL ENGINE

Engine

Mit Klick auf Engine starten

YANMAR DIAGNOSTIC TOOL

Exit

IBM Notes

Firefox

PowerPoint 2016

Word 2016

Excel 2016

SAP Logon

Ersatzteilkatalog

TeamViewer

Microsoft Edge

Hako Diagnose

HDS<sup>2</sup>

DIGRA-LE (HAKO)

CM1650.par

readme.txt

SA-Direct\_Setup.exe

TeamViewerMeetin...

PDF24

PicoScope 6

test.par

TeamViewer Meeting

Einstellungen  
Wildkrautbesen.pptx

TeamViewer

14.01.2021

10:52

- ECU Access
- Data Management
- Database Access
- Advanced Settings/Additional Settings
- Job Assistant

SMARTASSIST-Direct

Start downloading News

Step : 1 / 8



Verbindung von der Diagnose zum Motorsteuergerät- Yanmar -A1 wird hergestellt.

Comment



Main Menu



MenuToolBar

ECU Access

Data Management

Database Access

Advanced Settings/Additional Settings

Job Assistant

SMARTASSIST-Direct

There is file which failed in download.

OK

Mit OK bestätigen.

Completed

The image shows a screenshot of the SMARTASSIST-Direct software interface. A dialog box is open in the center, displaying an error message: "There is file which failed in download." with a red 'X' icon. Below the message is an "OK" button. A black arrow points from a text box containing "Mit OK bestätigen." to the "OK" button. In the background, another dialog box titled "Completed" is partially visible.

Comment



ECU Access durch anklicken starten.

ECU Access

Data Management

Database Access

Advanced Settings/Additional Settings

Job Assistant

<Operations that are performed when communicating with ECU>

The communication connection to the center is included and a necessary function is not included.

<<Operations, data and adjustments used during maintenance or error diagnostics>>

View data from the ECU, save ECU data and perform operational tests and adjustment.

Comment

Diagnostics (Execution) durch anklicken auswählen und mit OK bestätigen.

ECU Access

Diagnostics (Execution)

Product Operation Data (Acquisition)

ECU Reprogramming (Flash)

Set Value Copy

Component Replacement (Execution)

Data Management

Database Access

Advanced Settings/Additional Settings

Job Assistant

<Operations that are performed when communicating with ECU>

The communication connection to the center is included and a necessary function is not included.

<<Operations

View data from the ECU, save ECU data and perform operational tests and adjustment.

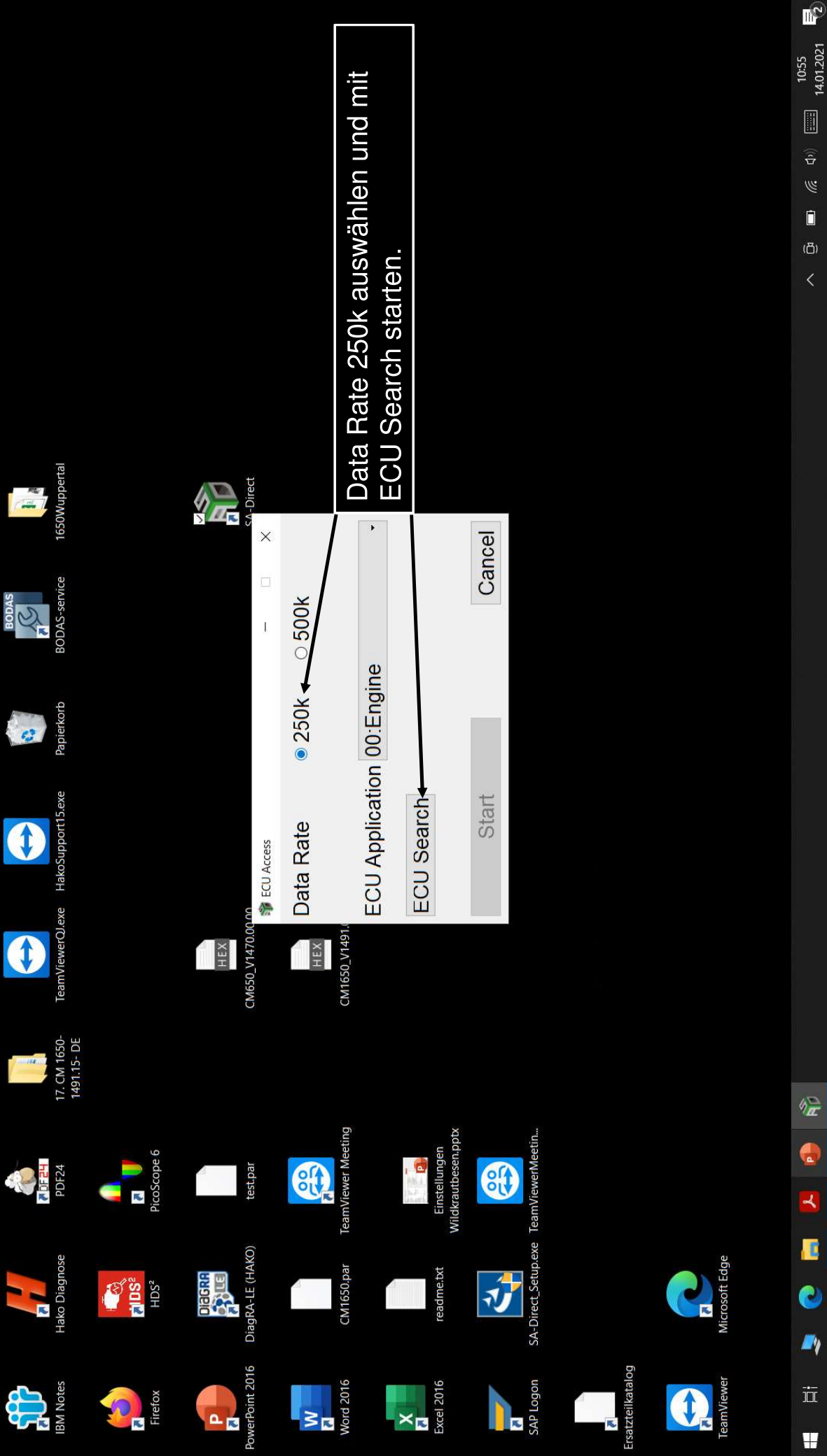
Comment

SMARTASSIST-Direct

**i** Make sure the ECU is connected and the power is turned ON.

OK





Data Rate 250k auswählen und mit ECU Search starten.

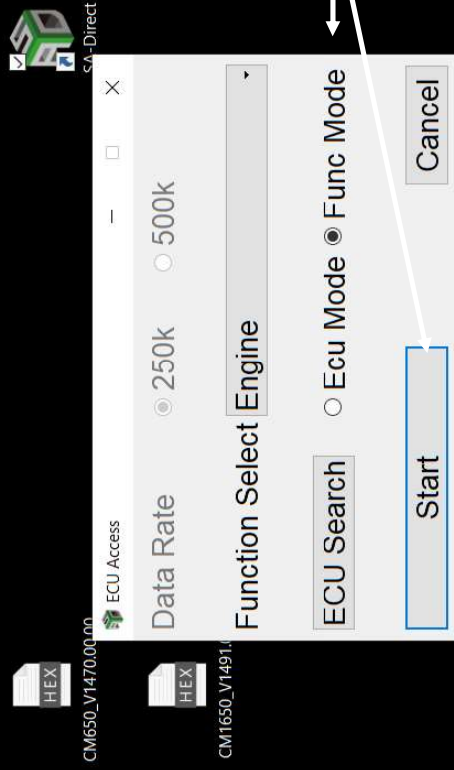
ECU Access

250k  500k


ECU Application 00:Engine

ECU Search

Start Cancel



„Func Mode“ auswählen  
und mit Start bestätigen.



Verbindungsaufbau wird hergestellt



- ECU Information**
- Diagnostic Codes
- Freeze Frame Data
- Diagnostic Tests
- Data Logging
- Historical Data
- ECU Structures
- System Settings

ECU Information auswählen (ECU= Motorsteuergerät- Yanmar- A1)

Comment

- ECU Information
- Summary Information
- Diagnostic Codes
- Active DTC
- Logged DTC
- DTC Information List
- Freeze Frame Data
- Diagnostic Tests
- Data Logging
- Historical Data
- ECU Structures
- System Settings

Tool(T) Help(H)

Tool Bar(T)

Status Bar(S)

Communication Setting(C)

Option(O)

Font Size Setting(F)

Diagnostic Codes - Logged DTC

Zum Umstellen der Fehlercodeanzeige von P-Codes zu Anzeige mit FMI und SPN Fehlernummern bitte Tool(T) und Option(O) auswählen (anklicken).

Clear	Active	Code	FT	Description	OC	First	Late
<input type="checkbox"/>	<input type="radio"/>	P0337	00	No crank signal	1	192.95	192
<input type="checkbox"/>	<input type="radio"/>	P1679	00	EGR high pressure side sensor (Stuck check error)	4	174.70	178



- ECU Information
- Summay Information
- Diagnostic Codes
- Active DTC
- Logged DTC
- DTC Information List
- Freeze Frame Data
- Diagnostic Tests
- Data Logging
- Historical Data
- ECU Structures
- System Settings

All ECU Diagnostic Codes - Logged DTC

Clear Logged DTC All Clear

Clear	Active	Code	FT	Description	OC	First	Late
<input type="checkbox"/>	<input type="radio"/>	P0337	00	No crank signal	1	192.95	192.95
<input type="checkbox"/>	<input type="radio"/>	P1600		Check error	4	174.70	174.70

Unit Setting

Temperature  Celsius(degC)  Fahrenheit(degF)

Pressure  psi  kPa

Failure Display form

Receive Code  Conversion Code

Manual Language

English

Language Setup

English

Set Cancel

Conversion Code auswählen und mit Set bestätigen.



- ECU Information
- Summay Information
- Diagnostic Codes
- Active DTC
- Logged DTC
- DTC Information List
- Freeze Frame Data
- Diagnostic Tests
- Data Logging
- Historical Data
- ECU Structures
- System Settings

All ECU Diagnostic Codes - Logged DTC

Clear Logged DTC All Clear

Clear	Active	Code	FT	Description	OC	First	Late
<input type="checkbox"/>	<input type="radio"/>	522400	5	No crank signal	1	192.95	192
<input type="checkbox"/>	<input type="radio"/>	1209	10	EGR high pressure side sensor (Stuck check error)	4	174.70	178

SPN-Code



ON LINE

No Codes

MenuToolBar

- ECU Information
- Diagnostic Codes
- Freeze Frame Data
- Diagnostic Tests
- Data Logging
- Historical Data
- ECU Structures
- System Settings

ECU Information auswählen

Comment

Baudrate : 250k Engine Type(Vehicle Manufacturer):3TNV88C-KHW / Engine S/N:33294

ONLINE

- ECU Information
- Summary Information
- Diagnostic Codes
- Freeze Frame Data
- Diagnostic Tests
- Data Logging
- Historical Data
- ECU Structures
- System Settings

Summary Information auswählen

Engine - ECU Information - Summary Information

System Group	Detail	Value	Unit	ECU
Engine Info	Engine Type	3TNV88C-KHW		Engine
	Engine S/N	33294		Engine
	Engine Type(Vehicle ...	3TNV88C-KHW		Engine
	Engine S/N(Vehicle M...	33294		Engine
	Rated engine speed	2800.00	r/min	Engine
	System Supplier	YANMAR		Engine
	ECU Category	1 -		Engine
	Qcode	ALA00000		Engine
	FIP System ID	CR_TNV		Engine
	Total Engine hours	157.75	h	Engine
Number Of Engine Ru...	831 -		Engine	
Manufacturing Tester ID	VAA30014		Engine	
Manufacturing Test Date	191002		Engine	
Injector P/N	129A00-5310006		Engine	

Comment

- ECU Information
- Summay Information
- Diagnostic Codes
- Freeze Frame Data
- Diagnostic Tests
- Data Logging
- Historical Data
- ECU Structures
- System Settings

ECU Information - Summary Information

System Group	Detail	Value	Unit	ECU
Engine Info	Engine Type	3TNV88C-KHW		Engine
	Engine S/N	33294		Engine
	Engine Type(Vehicle ...	3TNV88C-KHW		Engine
	Engine S/N(Vehicle M...	33294		Engine
	Rated engine speed	2800.00	r/min	Engine
	System Supplier	YANMAR		Engine
	ECU Category	1 -		Engine
	Qcode	ALA00000		Engine
	FIP System ID	CR_TNV		Engine
	Total Engine hours	157.75	h	Engine
Injector Info	Number Of Engine Ru...	831 -		Engine
	Manufacturing Tester ID	VAA30014		Engine
	Manufacturing Test Date	191002		Engine
	Injector P/N	129A00-5310006		Engine

Comment



- ECU Information
- Summay Information
- Diagnostic Codes
- Active DTC
- Logged DTC
- DTC Information List
- Freeze Frame Data
- Diagnostic Tests
- Data Logging
- Historical Data
- ECU Structures
- System Settings

Engine - ECU Information - Summary Information

System Group	Detail	Value	Unit	ECU
Engine Info	Engine Type	3TNV88C-KHW		Engine
	Engine S/N	33294		Engine
	Engine Type(Vehicle ...	3TNV88C-KHW		Engine
	Engine S/N(Vehicle M...	33294		Engine
	Rated engine speed	2800.00	r/min	Engine
	System Supplier	YANMAR		Engine
	ECU Category	1 -		Engine
	Qcode	ALA00000		Engine
	FIP System ID	CR_TNV		Engine
	Total Engine hours	157.75	h	Engine
Injector Info	Number Of Engine Ru...	831	-	Engine
	Manufacturing Tester ID	VAA30014		Engine
	Manufacturing Test Date	191002		Engine
	Injector P/N	129A00-5310006		Engine

Comment



ON LINE

No Codes

MenuToolBar

- ECU Information
- Summay Information
- Diagnostic Codes
- Active DTC
- Logged DTC
- DTC Information List
- Freeze Frame Data
- Diagnostic Tests
- Data Logging
- Historical Data
- ECU Structures
- System Settings

All ECU

Diagnostic Codes - Active DTC

Manual	Code	FT	Description	Probable cause
--------	------	----	-------------	----------------

Diagnostic Codes = Fehlermeldungen auswählen

Active Diagnostic Codes = Aktive Fehlermeldungen auswählen

Comment



- ECU Information
- Summay Information
- Diagnostic Codes
- Active DTC
- Logged DTC
- DTC Information List
- Freeze Frame Data
- Diagnostic Tests
- Data Logging
- Historical Data
- ECU Structures
- System Settings

All ECU Diagnostic Codes - Logged DTC

Clear Logged DTC All Clear

Clear	Active	Code	FT	Description	OC	First	Late
<input type="checkbox"/>	<input type="radio"/>	522400	5	No crank signal	1	192.95	192
<input type="checkbox"/>	<input type="radio"/>	1209	10	EGR high pressure side sensor (Stuck check error)	4	174.70	178

Logged Diagnostic Codes = Gespeicherte Fehlermeldungen auswählen

- ECU Information
- Summay Information
- Diagnostic Codes
- Active DTC
- Logged DTC
- DTC Information List
- Freeze Frame Data
- Diagnostic Tests
- Data Logging
- Historical Data
- ECU Structures
- System Settings

All ECU Diagnostic Codes - Logged DTC

Clear Logged DTC All Clear

Clear	Active	Code	FT	Description	OC	First	Late
<input type="checkbox"/>	<input type="radio"/>	522400	5	No crank signal	1	192.95	192.95
<input type="checkbox"/>	<input type="radio"/>	1209	10	EGR high pressure side sensor (Stuck check error)	4	174.70	174.70

DTC Information List = Fehlerhistorie auswählen



Diagnosics **ON LINE** No Codes

- ECU Information
- Summay Information
- Diagnostic Codes
- Active DTC
- Logged DTC
- DTC Information List
- Freeze Frame Data
- Diagnostic Tests
- Data Logging
- Historical Data
- ECU Structures
- System Settings

Diagnostic Codes - DTC Information List

Description Search

Search

Code	FT	Description	SPN	ECU
P0008	00	No signal on both crank and cam speed sensor	523249 FMI:5	Engine
P000F	00	PLV open valve	157 FMI:16	Engine
P0088	00	Actual rail pressure rise error	157 FMI:0	Engine
P0093	00	Rail pressure deviation error during the actual rail pressure rise	157 FMI:15	Engine
P0094	00	Rail pressure deviation error during the actual rail pressure drop	157 FMI:18	Engine
P0112	00	New air temperature sensor fault (Low voltage)	172 FMI:4	Engine
P0113	00	New air temperature sensor fault (High voltage)	172 FMI:3	Engine
P0117	00	Cooling water temperature sensor fault (Low voltage)	110 FMI:4	Engine
P0118	00	Cooling water temperature sensor fault (High voltage)	110 FMI:3	Engine
P0122	00	Accelerator sensor 1 (Insufficient sensor output)	91 FMI:4	Engine
P0123	00	Accelerator sensor 1 (Excessive sensor output)	91 FMI:3	Engine
P0168	00	Fuel temperature sensor temperature abnormal high	174 FMI:0	Engine
P0182	00	Fuel temperature sensor fault (Low voltage)	174 FMI:4	Engine
P0183	00	Fuel temperature sensor fault (High voltage)	174 FMI:3	Engine
P0192	00	Rail pressure sensor fault (Low voltage)	157 FMI:4	Engine
P0193	00	Rail pressure sensor fault (High voltage)	157 FMI:3	Engine

Baudrate : 250k Engine Type(Vehicle Manufacture):3TNV88C-KHW / Engine S/N:33294

ONLINE



- ECU Information
- Diagnostic Codes
- Freeze Frame Data
- Diagnostic Tests
- Pulse/Analog etc
- Digital IN etc
- Digital OUT
- Active Control
- Active Control(Graph)
- Hysteresis Measure
- Data Logging
- Historical Data
- ECU Structures
- System Settings

All ECU Diagnostic Codes - Logged DTC

Clear Logged DTC All Clear

Clear	Active	Code	FT	Description	OC	First	Late
<input type="checkbox"/>	<input type="radio"/>	522400	5	No crank signal	1	192.95	192
<input type="checkbox"/>	<input type="radio"/>	1209	10	EGR high pressure side sensor (Stuck check error)	4	174.70	178

Diagnostic Tests = Diagnose Tests



ON LINE No Codes

Messwerte Komponenten

MenuToolBar

- ECU Information
- Diagnostic Codes
- Freeze Frame Data
- Diagnostic Tests
- Pulse/Analog etc
- Digital IN etc
- Digital OUT
- Active Control
- Active Control(Graph)
- Hysteresis Measure
- Data Logging
- Historical Data
- ECU Structures
- System Settings

Engine Diagnostic Tests - Pulse/Analog etc IN/OUT

Description	Physical Value	Unit	Raw Data	Notes	ECU
Accelerator Pedal Position	0.0	%	0		Engine
Engine Coolant Temperature	21	degC	61		Engine
Battery Voltage	13.40	V	268		Engine
Engine Fuel Temperature	20	degC	60		Engine
Auxiliary AI1	2.45	V	49		Engine
Actual Rail Pressure	0.14	MPa	14		Engine
Intake pressure(EGR low side)	100	kPa	50		Engine
Intake Manifold Temperature	19	degC	59		Engine
Exhaust pressure(EGR high side)	100	kPa	50		Engine
Actual Intake Throttle Position	0.0	%	0		Engine
DPF Differential Pressure	0.0	kPa	0		Engine
DPF Inlet Temperature	23.66	degC	9493		Engine
DPF Inside Temperature	24.25	degC	9512		Engine
NotUsed	38174	-	38174		Engine
Atmospheric Pressure	101.5	kPa	203		Engine
Actual Exhaust Throttle Position	100.0	%	250		Engine
Accelerator Sensor Voltage 1	0.00	V	0		Engine

Baudrate : 250k Engine Type(Vehicle Manufacture):3TNV88C-KHW / Engine S/N:33294

ONLINE



Diagnosics **ON LINE** No Codes

Messwerte Komponenten

MenuToolBar

- ECU Information
- Diagnostic Codes
- Freeze Frame Data
- Diagnostic Tests
- Pulse/Analog etc
- Digital IN etc
- Digital OUT
- Active Control
- Active Control(Graph)
- Hysteresis Measure
- Data Logging
- Historical Data
- ECU Structures
- System Settings

Engine - Diagnostic Tests - Pulse/Analog etc IN/OUT

Description	Physical Value	Unit	Raw Data	Notes	ECU
CW Temperature Sensor Voltage	3.20	V	64		Engine
Fuel Temperature Sensor Voltage	3.25	V	65		Engine
Rail Pressure Sensor Voltage	0.50	V	10		Engine
Intake Throttle Position Sensor Voltage	4.30	V	86		Engine
EGR low pressure side sensor voltage	1.40	V	28		Engine
Intake Manifold Temperature Sensor Vo...	4.35	V	87		Engine
EGR high pressure side sensor voltage	1.40	V	28		Engine
DPF Differential Pressure Sensor Voltage	0.45	V	9		Engine
DPF Inlet Temperature Sensor Voltage	0.60	V	12		Engine
DPF Inside Temperature Sensor Voltage	0.65	V	13		Engine
NotUsed	99	-	99		Engine
DPF PM Accumulation Density_C	0.8049	g/l	8049		Engine
DPF Ash Accumulation_T	0.0000	g	0		Engine
Consumed Fuel Mass Since Last Activ...	16.8800	kg	16880		Engine
DPF PM Accumulation Density_P	0.8018	g/l	8018		Engine
DPF Ash Accumulation	0.6000	g	6000		Engine
Engine Time On Since Last Active Reg...	6.20	h	124		Engine

Baudrate : 250k Engine Type(Vehicle Manufacturer):3TNV88C-KHW / Engine S/N:33294

ONLINE





Diagnosics **ON LINE** No Codes

Messwerte Komponenten

MenuToolBar

- ECU Information
- Diagnostic Codes
- Freeze Frame Data
- Diagnostic Tests
- Pulse/Analog etc
- Digital IN etc
- Digital OUT
- Active Control
- Active Control(Graph)
- Hysteresis Measure
- Data Logging
- Historical Data
- ECU Structures
- System Settings

Engine Diagnostic Tests - Pulse/Analog etc IN/OUT

Description	Physical Value	Unit	Raw Data	Notes	ECU
Engine Load Rate(Gross)	0	%	0		Engine
Low Idle Request Engine Speed	1100	r/min	1100		Engine
High Idle Request Engine Speed	2630	r/min	2630		Engine
Engine Speed	0	r/min	0		Engine
Request Engine Speed(Final)	1100	r/min	1100		Engine
ACTUAL EGR VALVE CONTROL VALUE	16	-	16		Engine
Total Injection Quantity	0.0 mm...		1000		Engine
Pilot Injection Quantity	0.0 mm...		1000		Engine
Pre Injection Quantity	0.0 mm...		1000		Engine
Main Injection Quantity	0.0 mm...		1000		Engine
After Injection Quantity	0.0 mm...		1000		Engine
Post Injection Quantity	0.0 mm...		1000		Engine
Final Maximum Injection Quantity	0.0 mm...		1000		Engine
Idle Injection Q	4.1 mm...		1041		Engine
Engine Control Status	1	-	1		Engine
Basic Maximum Injection Quantity	0.0 mm...		1000		Engine
Actual High Pressure Pump Current	393	mA	35911		Engine

Baudrate : 250k Engine Type(Vehicle Manufacture):3TNV88C-KHW / Engine S/N:33294

ONLINE



Messwerte Komponenten

- ECU Information
- Diagnostic Codes
- Freeze Frame Data
- Diagnostic Tests
- Pulse/Analog etc
- Digital IN etc
- Digital OUT
- Active Control
- Active Control(Graph)
- Hysteresis Measure
- Data Logging
- Historical Data
- ECU Structures
- System Settings

Engine Diagnostic Tests - Pulse/Analog etc IN/OUT

Description	Physical Value	Unit	Raw Data	Notes	ECU
Target High Pressure Pump Current	400	mA	35967		Engine
DPF Regeneration Mode Switching	0	-	0		Engine
DPF Regeneration Process	0	-	0		Engine
Total Engine Hours	157.75	h	3155		Engine
Cam Speed Sensor	0	-	0		Engine
Crank Speed Sensor	0	-	0		Engine
Engine Speed Monitor	0.0	Hz	0		Engine
Engine Load Monitor	255	%	255		Engine
Amount Of Engine Speed Rising	0	r/min	0		Engine
Pulse Accelerator Position	0.0	%	0		Engine
Fuel Rate	0.00	l/h	0		Engine
Engine Stop Warning Status	0	-	0		Engine
Starter Restraint Factor	0	-	0		Engine
Request Engine Speed	1100	r/min	1100		Engine
Droop Correction Value	0	r/min	0		Engine
Target rail Pressure	24	MPa	24		Engine
Target Intake Throttle Position	2.7	%	1098		Engine



Messwerte Komponenten

- ECU Information
- Diagnostic Codes
- Freeze Frame Data
- Diagnostic Tests
- Pulse/Analog etc
- Digital IN etc
- Digital OUT
- Active Control
- Active Control(Graph)
- Hysteresis Measure
- Data Logging
- Historical Data
- ECU Structures
- System Settings

Description	Physical Value	Unit	Raw Data	Notes	ECU
Target Intake Throttle Position	2.7	%	1098		Engine
REQUEST EGR VALVE CONTROL VA...	16	-	16		Engine
Target Exhaust Throttle Position	0.0	%	0		Engine
Emergency Mode Switching	0	-	0		Engine
Engine Acceleration Flag	1	-	1		Engine
Engine Deceleration Flag	0	-	0		Engine
Load Increase Flag	0	-	0		Engine
Engine Speed Control Mode	0	-	0		Engine
EGR Deposit Accumulation Ratio	127.5	%	255		Engine
Ambient Temperature	21	degC	61		Engine
EGR Temperature	18.97	degC	9343		Engine
Exhaust Gas Temperature	21.47	degC	9423		Engine
DPF Upstream Pressure	100	kPa	50		Engine
DPF Upstream Pressure Sensor Voltage	2.60	V	52		Engine
Ambient Temperature Sensor Voltage	3.10	V	62		Engine
EGR Temperature Sensor Voltage	4.55	V	91		Engine
Exhaust Gas Temperature Sensor Volta...	0.60	V	12		Engine

Schaltzustände der Digitalen Eingänge

- ECU Information
- Diagnostic Codes
- Freeze Frame Data
- Diagnostic Tests
- Pulse/Analog etc
- Digital IN etc
- Digital OUT
- Active Control
- Active Control(Graph)
- Hysteresis Measure
- Data Logging
- Historical Data
- ECU Structures
- System Settings

Engine

Diagnostic Tests - Digital(ON/OFF)INPUT Bit Status,Control Flag

Description	On/Off	Notes	ECU	CID
Ignition SW1	ON		Engine	63552
Emergency Stop SW	ON		Engine	63554
Engine Starter	OFF		Engine	63556
Battery Charge Warning SW	ON		Engine	63565
Oil Pressure Warning SW	ON		Engine	63568
Air Cleaner Sensor SW	OFF		Engine	63571
Water Separator Warning SW	OFF		Engine	63577
Application Switch 1	OFF		Engine	64276
Application Switch 2	OFF		Engine	64277
Application Switch 3	OFF		Engine	64278
Application Switch 4	OFF		Engine	64279
Application Switch 5	ON		Engine	64280
Application Switch 6	OFF		Engine	64281
Application Switch 7	OFF		Engine	64282
Application Switch 8	OFF		Engine	64283
Application Switch 9	OFF		Engine	64284
Accelerator Switch	OFF		Engine	64032



Schaltzustände der Digitalen Eingänge

- ECU Information
- Diagnostic Codes
- Freeze Frame Data
- Diagnostic Tests
- Pulse/Analog etc
- Digital IN etc
- Digital OUT
- Active Control
- Active Control(Graph)
- Hysteresis Measure
- Data Logging
- Historical Data
- ECU Structures
- System Settings

Engine

Diagnostic Tests - Digital(ON/OFF)INPUT Bit Status,Control Flag

Description	On/Off	Notes	ECU	CID
Application Switch 1	OFF		Engine	64276
Application Switch 2	OFF		Engine	64277
Application Switch 3	OFF		Engine	64278
Application Switch 4	OFF		Engine	64279
Application Switch 5	ON		Engine	64280
Application Switch 6	OFF		Engine	64281
Application Switch 7	OFF		Engine	64282
Application Switch 8	OFF		Engine	64283
Application Switch 9	OFF		Engine	64284
Accelerator Switch	OFF		Engine	64032
DPF Regeneration Inhibit Switch	OFF		Engine	64287
DPF Regeneration Request Switch	OFF		Engine	64288
Regeneration Interlock Switch	OFF		Engine	64289
CAN Time Out	OFF		Engine	64290
DPF Regeneration Inhibit Switch Status	ENABLE	DISABLE:Re...	Engine	64291
DPF Regeneration Request Switch St...	OFF		Engine	64292
Regeneration Interlock Switch Status	DISABLE	DISABLE:Re...	Engine	64293

Diagnosics

ON LINE No Codes

Schaltzustände der Digitalen Ausgänge

- ECU Information
- Diagnostic Codes
- Freeze Frame Data
- Diagnostic Tests
- Pulse/Analog etc
- Digital IN etc
- Digital OUT
- Active Control
- Active Control(Graph)
- Hysteresis Measure
- Data Logging
- Historical Data
- ECU Structures
- System Settings

Engine

Active Control Mode

Diagnostic Tests - Digital(ON/OFF) OUT  
ON/OFF can be changed by double clicking on the function.

Description	On/Off	Notes	ECU	CID
Pre-Heater Lamp	OFF	This test can...	Engine	63494
Engine Warning Indicator	OFF	This test can...	Engine	63495
Engine Starter Interlock RELAY	OFF	This test can...	Engine	63497
Glow Relay	OFF	This test can...	Engine	64000
CW Temperature Warning Lamp	OFF	This test can...	Engine	64010
Application Output 1	OFF	This test can...	Engine	64011
Application Output 2	OFF	This test can...	Engine	64012
DPF regen req lamp(DPF lamp 1)	OFF	This test can...	Engine	64006
DPF regen inhibit lamp(DPF lamp 2)	OFF	This test can...	Engine	64007
Exhaust temperature lamp(DPF la...	OFF	This test can...	Engine	64008
DPF regen req ack lamp(DPF lam...	OFF	This test can...	Engine	64009
Breather heater(DPF LVG 1)	OFF	This test can...	Engine	64013
DPF Buzzer(DPF LVG 2)	OFF	This test can...	Engine	64014
Amber Warning Lamp(DPF LVG 3)	OFF	This test can...	Engine	64015
Red Engine Stop Lamp(DPF LVG 4)	OFF	This test can...	Engine	64016
ECU Main Relay	ON		Engine	63488



Lebenszyklus Daten

- ECU Information
- Diagnostic Codes
- Freeze Frame Data
- Diagnostic Tests
- Data Logging
- Historical Data
- Lifetime Data
- Map Table
- Log Data
- ECU Structures
- System Settings

Clear Select Item

Clear	Description	Value	Unit	ECU	CID
	Total ECU Run Time	194.55	h	Engine	1033
	Total Engine Hours	157.80	h	Engine	247
	Engine Warning Total Run Hours	0.00	h	Engine	63920
<input type="checkbox"/>	Engine Warning Trip Run Hours	0.00	h	Engine	63921
<input type="checkbox"/>	Number Of Engine Run Times	832	-	Engine	63926
<input type="checkbox"/>	Interval Of Engine Oil Exchange	157.80	h	Engine	63505
<input type="checkbox"/>	Interval Of Oil Filter Exchange	157.80	h	Engine	63506
<input type="checkbox"/>	Interval Of Fuel Filter Exchange	157.80	h	Engine	63507
	SF Used Time	157.80	h	Engine	63508
	Number Of DOC Assist Regeneration	0	-	Engine	63509
	Number Of DOC Reset Regeneration	2	-	Engine	63510
	Number Of DOC Reset Regeneration A...	0	-	Engine	63511
	Reason For DOC Reset Regeneration ...	0	-	Engine	63512
	Number Of DOC Stationary Regeneration	0	-	Engine	63513
	Number Of DOC Stationary Regenerati...	0	-	Engine	63514
	Reason For DOC Stationary Regenera...	0	-	Engine	63515